

National Institute of Technology Goa

Guidelines for Online Fee Payment

Fee Types

1. Regular Student Fee Payment
2. DASA Student Fee Payment (USD)
3. Miscellaneous Fee Collection

Select Fee Payment from NIT Goa Website

The screenshot displays the homepage of the National Institute of Technology Goa. At the top, the institute's logo and name are visible in both English and Hindi. Below the header is a navigation menu with the following items: Home, Administration, Academics, Admissions, People, Research, Training & Placement, Student Activities, NIRF, Alumni, and Fee Payment. The 'Fee Payment' link is circled in red. The main content area features a large banner image of a graduation ceremony. Below the banner, there are three columns: 'News & Events' with a 'NEW' tag and a link to 'Applications are invited for temporary position of JRF for the SERB sanctioned project titled "Development of Secure Key Management Protocols for Group Communication Under Active Outsider Attack Model" NEW'; 'Notice Board' with links for 'Odd Semester Results 2017-2018 NEW', 'Fees Structure for the Even Semester 2017-18 NEW', 'End Semester Examination Time Table NEW', 'Rashtriya Ekta Diwas Celebrations at NIT Goa NEW', and 'Gandhi Jayanthi Celebrations at NIT Goa NEW'; and 'Quick Links' with links for 'Tenders NEW', 'Global Initiative for Academic Network (GIAN)', and 'Memorandum of Understanding'.

Online Fee Payment Portal



The screenshot shows the main page of the National Institute of Technology Goa's online fee payment portal. At the top left is the institute's logo. To its right, the text reads "National Institute of Technology Goa" and "Farmagudi, Ponda Goa - 403 401, India". Below this is a prominent blue button labeled "Online Payment Portal". Underneath, there are three stacked grey buttons: "Regular", "DASA", and "Miscellaneous". At the bottom of the page, the contact information "Contact Us : payment@nitgoa.ac.in" is displayed.


Regular Student Fee Payment

Enter your Roll Number & Select Fee Type



This screenshot shows the "Online Fee Payment for Regular Student" form. It features the institute's logo and name at the top. Below the logo, there are radio buttons for "IDNO" and "Roll No", with "Roll No" selected. A text input field contains the number "1025". Below this is a "Fee Type" dropdown menu currently set to "INSTITUTE FEES". A blue "Search" button is located at the bottom of the form.

Verify details and Fee Amount



National Institute of Technology Goa

Farmagudi ,Ponda Goa - 403 401, India

Payment Details

Admission Batch: 2017-2018	Branch Name: CSE
Student Name: PG Test	Degree Name: B.Tech.
Email: nijin@nitgoa.ac.in	Year: I
Mobile No: 7907409656	Semester: I

₹ 7667

Make Payment

Online Payment

Select Payment Mode

Credit/Debit Card

Netbanking




Payment Process

Your payment has been processed but transaction is not yet complete.



Please do not hit refresh or back button or close this window.

Confirmation



National Institute of Technology Goa

Farmagudi ,Ponda Goa - 403 401, India

[Payment Success Details](#)

✓ Success! Transaction completed..

Transaction ID	06854223a99f8662c9ce
Payment ID	06854223a99f8662c9ce
Enrollement No	1025
Student Name	PG Test
DCR NO	5772
Amount	76675.0

[PRINT](#) [HOME PAGE](#)

Click Print and Save the Receipt

Confirmation Email

Your transaction with National Institute of Technology Goa Inbox x



NIT GOA

to me ▾

Dear '**PG Test**' ,

Your Transaction ID : 06854223a99f8662c9ce

Amount : 76675.0

Payment Status : **Your Payment has been successfully processed**

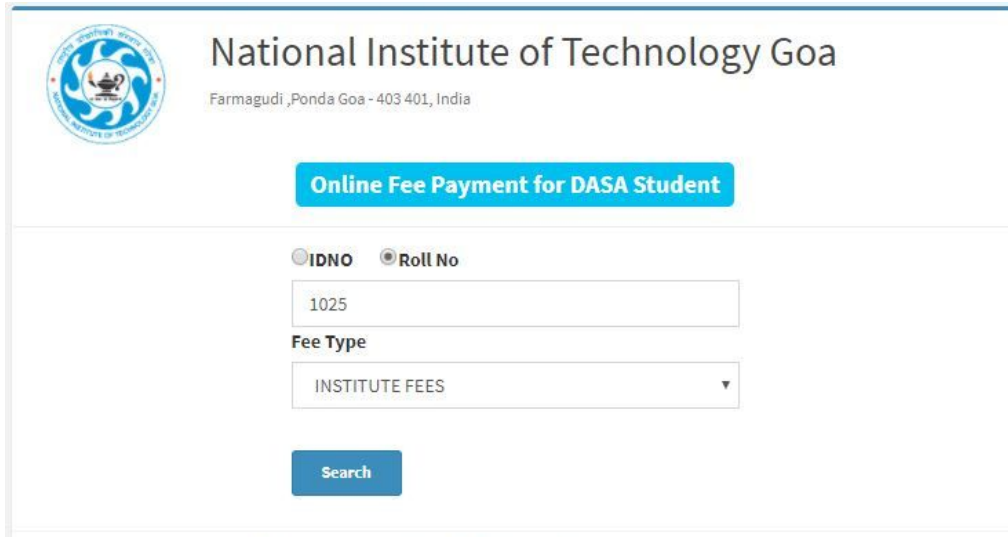
Contact Us : payment@nitgoa.ac.in



National Institute of Technology Goa

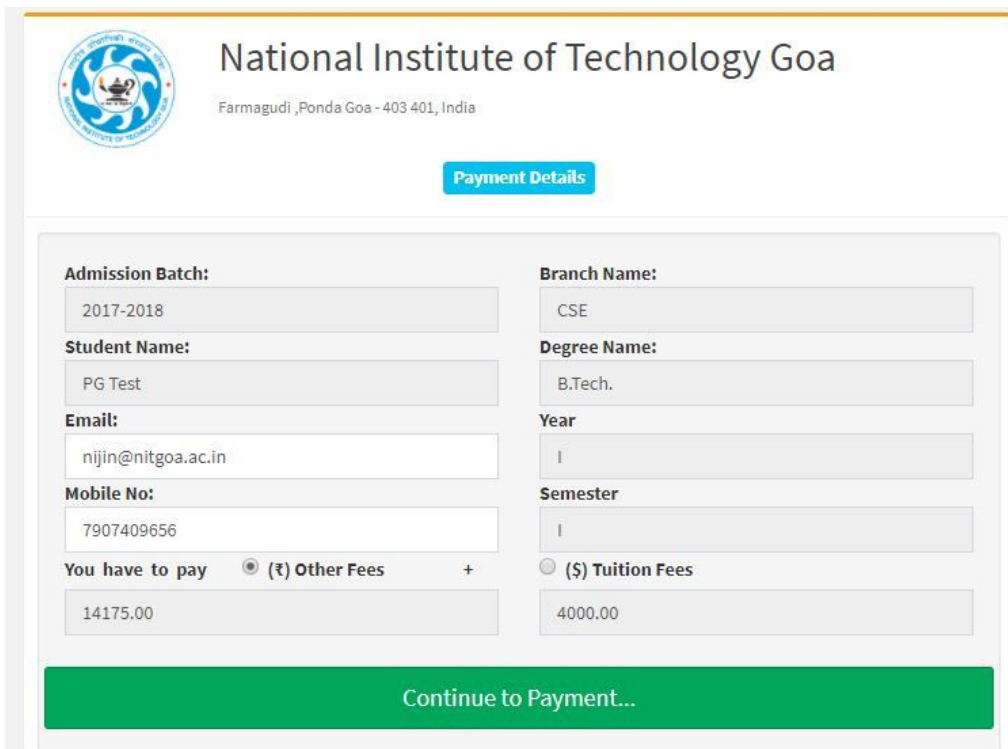
DASA Student Fee Payment (USD)

Enter your Roll Number & Select Fee Type



The screenshot shows the 'National Institute of Technology Goa' logo and name at the top. Below it, the address 'Farmagudi, Ponda Goa - 403 401, India' is displayed. A blue button labeled 'Online Fee Payment for DASA Student' is prominent. Below this, there are two radio buttons: 'IDNO' (unselected) and 'Roll No' (selected). A text input field contains the number '1025'. Below that, a dropdown menu for 'Fee Type' is set to 'INSTITUTE FEES'. A blue 'Search' button is located at the bottom of the form.

Verify details and Fee Amount



The screenshot displays the 'National Institute of Technology Goa' logo and name. A blue button labeled 'Payment Details' is centered. Below it, a form contains the following fields:

Admission Batch: 2017-2018	Branch Name: CSE
Student Name: PG Test	Degree Name: B.Tech.
Email: nijin@nitgoa.ac.in	Year: I
Mobile No: 7907409656	Semester: I
You have to pay <input checked="" type="radio"/> (₹) Other Fees +	<input type="radio"/> (\$) Tuition Fees
14175.00	4000.00

A large green button labeled 'Continue to Payment...' is positioned at the bottom of the form.

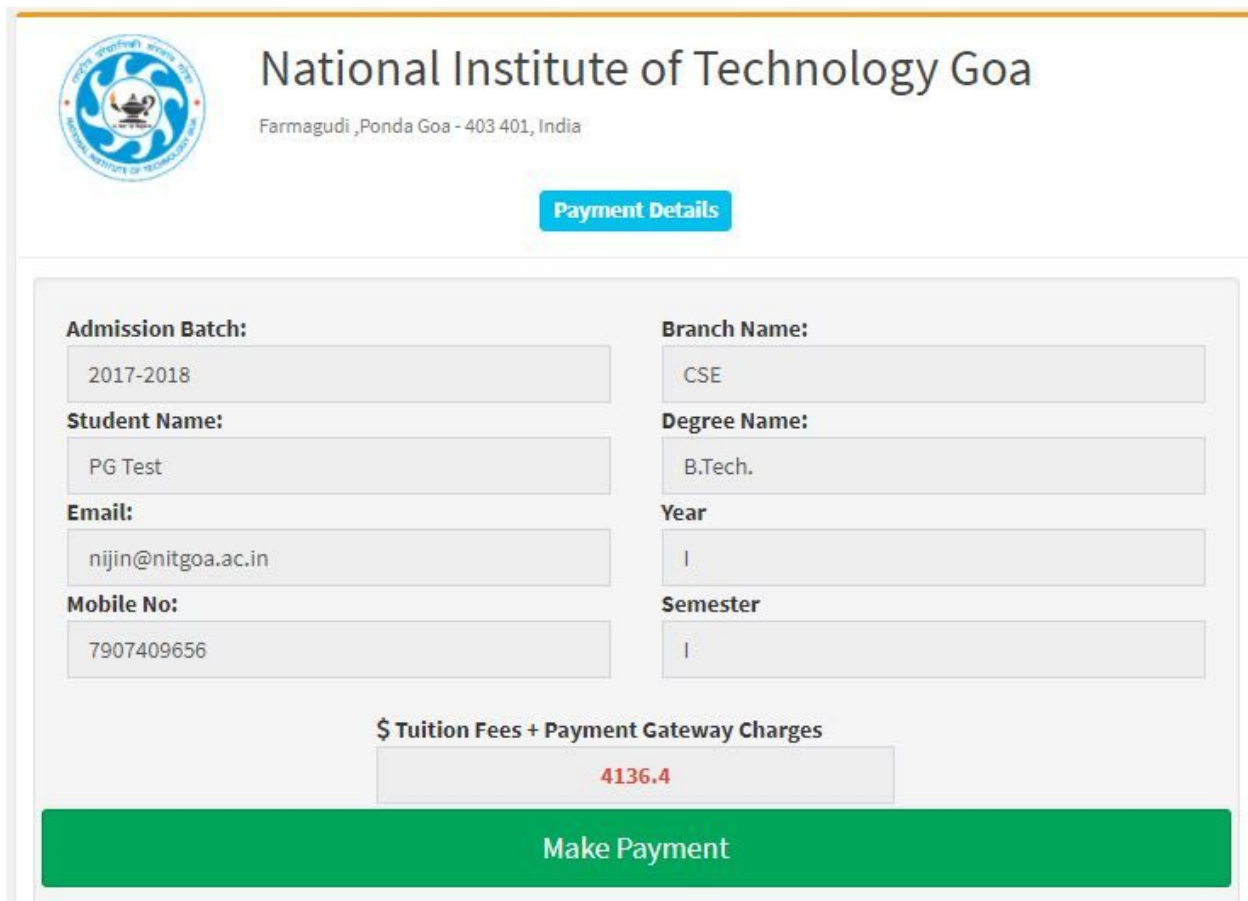
Select Fee in INR or USD


Please note you have to pay both the Fees.

Once you completed Fee in INR/USD.

Please come back and complete the transaction in USD/INR.

All Transaction in USD will be charged 3.41% extra as Payment Gateway Charges



 **National Institute of Technology Goa**
Farmagudi ,Ponda Goa - 403 401, India

[Payment Details](#)

Admission Batch: 2017-2018	Branch Name: CSE
Student Name: PG Test	Degree Name: B.Tech.
Email: nijin@nitgoa.ac.in	Year: I
Mobile No: 7907409656	Semester: I

\$ Tuition Fees + Payment Gateway Charges
4136.4

[Make Payment](#)

Proceed for Fee Payment

Amount: Rs. 4136.40 Transaction ID: a870726b52f0e20e4409

Choose a payment method PAYU is now PayU biz

Credit Card

Debit Card

Debit Card (ATM PIN)

Pay Later **LAZYPAY**

Net Banking

UPI

Tez

sodexo





PayU money

Amex ezeClick

EMI

Wallets

COD

Card Type    

Card Number

Name on Card

CVV Number What is CVV number?

Expiry Date Month Year

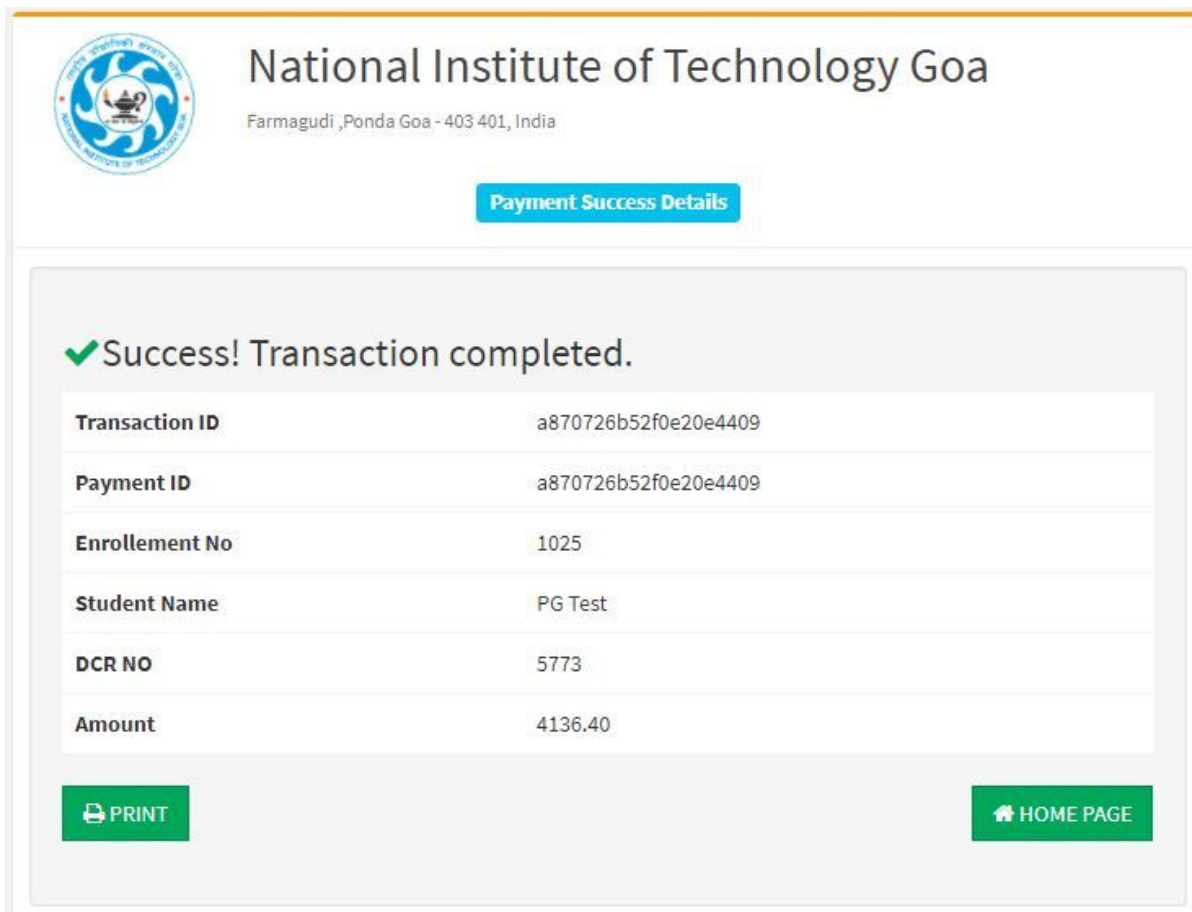
Note: In the next step you will be redirected to your bank's website to verify yourself.

[Pay Now](#) or [Click here to go back](#)

Note: Making Payment on PayU is 100% safe. Your transaction is processed through a secure https internet connection based on secure socket layer technology.



Confirmation



The screenshot shows the National Institute of Technology Goa website. At the top left is the institute's logo. To its right, the text reads "National Institute of Technology Goa" and "Farmagudi ,Ponda Goa - 403 401, India". Below this is a blue button labeled "Payment Success Details". The main content area features a green checkmark icon followed by the text "Success! Transaction completed." Below this is a table with the following details:

Transaction ID	a870726b52f0e20e4409
Payment ID	a870726b52f0e20e4409
Enrollement No	1025
Student Name	PG Test
DCR NO	5773
Amount	4136.40

At the bottom of the table area, there are two green buttons: "PRINT" on the left and "HOME PAGE" on the right.

Click Print and Save the Receipt

Confirmation Email

Dear 'PG Test' ,

Your Transaction ID : a870726b52f0e20e4409


Amount : 4136.40

Payment Status : **Your Payment has been successfully processed**

Contact Us : payment@nitgoa.ac.in

Miscellaneous Fee Collection

Enter your Roll Number & Search




National Institute of Technology Goa
Farmagudi ,Ponda Goa - 403 401, India

Miscellaneous Fee Collection

IDNO Roll No

Search

Verify details and Select Fee Type



National Institute of Technology Goa
Farmagudi ,Ponda Goa - 403 401, India

Payment Details

Admission Batch: <input type="text" value="2017-2018"/>	Branch Name: <input type="text" value="CSE"/>
Student Name: <input type="text" value="PG Test"/>	Degree Name: <input type="text" value="B.Tech."/>
Email: <input type="text" value="nijin@nitgoa.ac.in"/>	Year <input type="text" value="I"/>
Mobile No: <input type="text" value="7907409656"/>	Semester <input type="text" value="I"/>
Fees Heads: <input type="text" value="OTHER FEES"/>	Amount(₹) <input type="text" value="1"/>

Make Payment

Select Payment Mode & Pay


Select Payment Mode

Credit/Debit Card

Netbanking



Confirmation



National Institute of Technology Goa

Farmagudi ,Ponda Goa - 403 401, India

[Payment Success Details](#)

✓ Success! Transaction completed.

Transaction ID	777e8b3b6c38b079770b
Payment ID	777e8b3b6c38b079770b
Enrollement No	1025
Student Name	PG Test
DCR NO	3499
Amount	1.0

[PRINT](#) [HOME PAGE](#)

Click Print and Save the Receipt

Confirmation Email

Dear 'PG Test' ,

Your Transaction ID : 777e8b3b6c38b079770b

Amount : 1.0

Payment Status : **Your Payment has been successfully processed**

Contact Us : payment@nitgoa.ac.in

Support

Please drop as an email on payment@nitgoa.ac.in



National Institute of Technology Goa

Farmagudi, Ponda

Goa - 403401

+91-0832 2404200